


AP

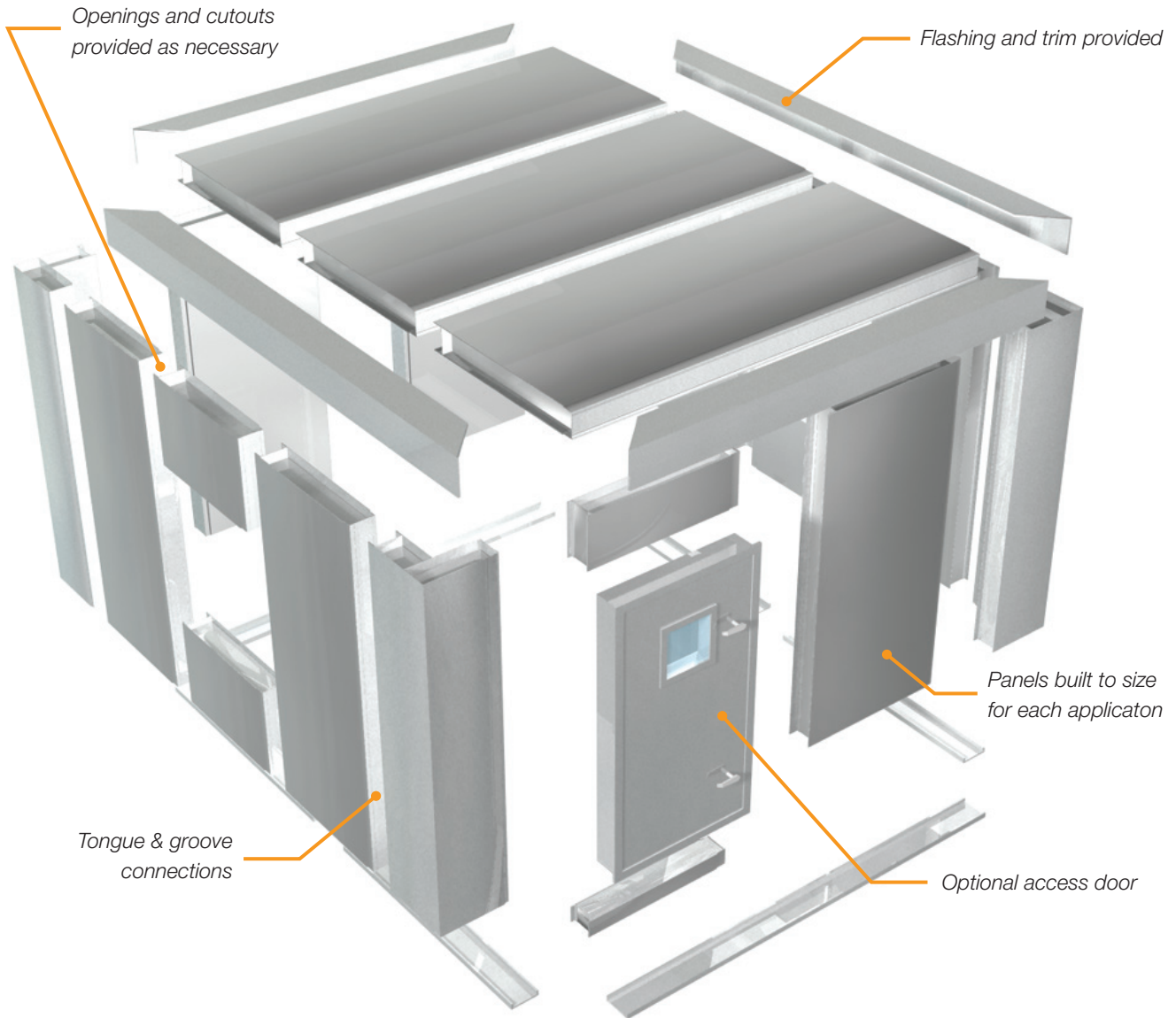
ACOUSTIC PANELS



AP

Acoustic Panels

Acoustic Panels (AP) are ideal for use in barriers and enclosures in many industrial applications. The tongue-and-groove design is self-aligning, easy to install and structurally sound, making acoustic panels an economic solution to control unwanted noise at the source. This highly effective and flexible panel system can be customized to suit almost any application.



QUALITY CONSTRUCTION

- + Acoustic Panels are typically constructed of 18 gauge solid metal casing, glass fiber acoustic media and 22 gauge perforated liner.
- + All necessary flashing and trim provided.


EASY TONGUE AND GROOVE INSTALLATION

- + With self-aligning tongue and groove construction, assembly is easy and installation time is minimized. The tongue and groove design eliminates the need for screws in panel joints thereby decreasing installation cost, eliminating the need for field insulation of joints, and preventing air/noise/moisture leakage.
- + Panels that exceed a width of 45 inches are built in multiple sheets, then field assembled (by others).

TYPICAL APPLICATIONS

Acoustic panels effectively reduce unwanted radiated noise from various mechanical equipment including turbines, pumps, motors, compressors, air handlers, cooling towers, and generator sets:

- + Custom enclosures for noisy mechanical equipment
- + Acoustic / thermal plenums
- + Noise barriers
- + Testing environments
- + Factory offices



PRODUCT OPTIONS

- + Acoustic Panels are ideal for use in walls, barriers and enclosures, and are engineered to meet noise reduction requirements. Some options include:
 - 2, 4 or 6 in. panel thickness for varying levels of sound attenuation.
 - Material options including: 304SS, 316SS, galvanized, satin coat (paintable) and aluminum
 - High performance access doors.
 - Customized openings and construction characteristics for each application.
 - Heavy gauge construction to minimize breakout noise.
 - Interlocking H-channel for heavy gauge construction.
 - Polymer film lined acoustic media.




Acoustic Panel barrier and enclosure

TYPICAL CONFIGURATIONS

Straight wall or barrier

Provides a barrier between the noise source and receiver. Applications include: mechanical equipment, manufacturing facilities, transportation noise and industrial applications.




Acoustic plenum

HVAC acoustic plenums attenuate noise within a ducted fan system application. Plenums are typically large boxes connected to a fan with multiple ducts to aid in air distribution.




Multiple walls or surrounding barrier

Partial enclosures contain and reduce noise transmission to nearby receivers. They provide both sound transmission loss (STC) and sound absorption (NRC).

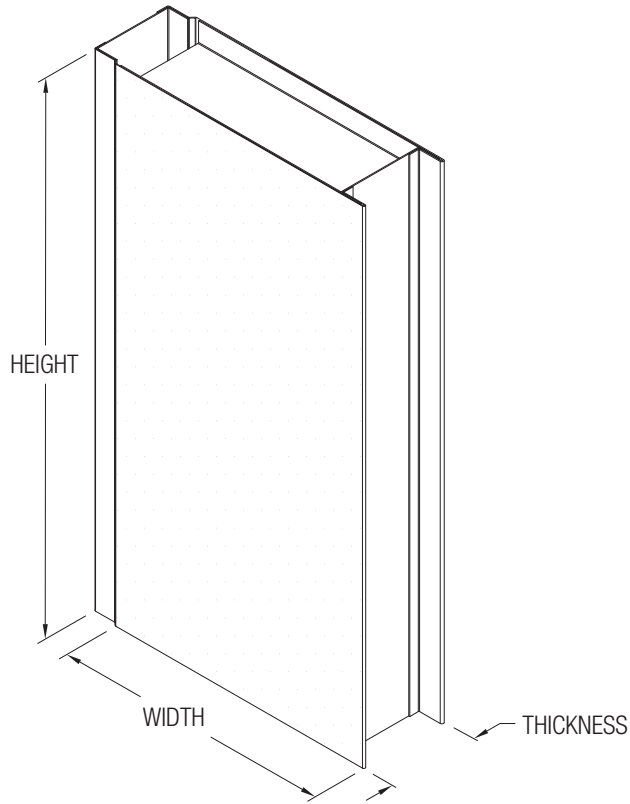


Acoustic enclosure

Acoustic enclosures can be used to reduce radiated noise from mechanical equipment. They can also be used for test cells, rooms, booths and air handler casings.



DIMENSIONAL DATA



Standard Dimension Limit

Panel Width		Thickness	
Min	Max	Min	Max
6	45	2	6

1. All dimensions are in inches.
2. Standard sizes based on raw material and acceptable structural engineering practices.
3. For sizes outside the standard range, please contact your local sales representative.

PERFORMANCE DATA

Model	Thickness (in.)	Transmission Loss (dB) Measured at Octave Band Center Frequencies						Absorption (Coefficient) Measured at Octave Band Center Frequencies					
		125 Hz	250 Hz	500 Hz	1K Hz	2K Hz	4K Hz	125 Hz	250 Hz	500 Hz	1K Hz	2K Hz	4K Hz
AP	2	16	22	29	37	42	48	0.50	0.83	1.05	0.95	0.97	0.89
	4	17	27	36	47	56	60	0.71	1.29	1.18	1.05	0.98	0.89
AP - Film Lined	2	19	30	36	44	56	58	0.39	0.34	0.62	0.81	0.84	0.80
	4	19	31	41	49	56	59	0.47	0.75	0.88	0.88	0.88	0.84

Performance Notes:

1. Test data is obtained in accordance with the latest ASTM E90 and ASTM C423 test standards for transmission loss and absorption coefficients respectively.



Product Improvement is a continuing endeavour at Price. Therefore, specifications are subject to change without notice. Consult your Price Sales Representative for current specifications or more detailed information. Not all products may be available in all geographic areas. All goods described in this document are warranted as described in the Limited Warranty shown at priceindustries.com. The complete Price product catalog can be viewed online at priceindustries.com.